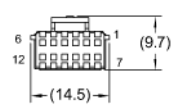
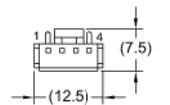


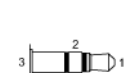
FRONT VIEW A
24 PIN FEMALE
MATING FACE



FRONT VIEW B
4 PIN FEMALE
MATING FACE

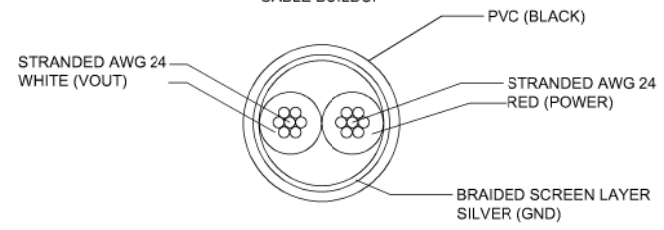


SIDE VIEW C
3 PIN 3.5MM STERIO JACK
FEMALE MATING FACE

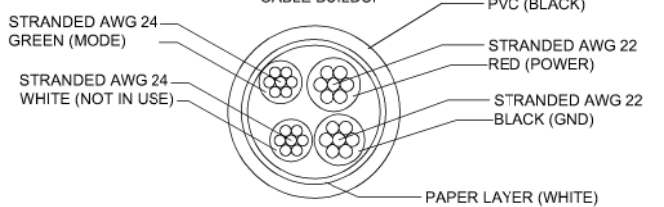


FROM		TO		WIRE COLOUR	FUNCTION
CONNECTOR	PIN NO.	CONNECTOR	PIN NO.		
A	1	D - UART	-	BLACK	GND
A	2	D - UART	-	RED	UART SIGNAL
A	3	D - UART	-	WHITE	UART SIGNAL
A	4	B - VIEW SELECT	1	RED	POWER
A	5	B - VIEW SELECT	2	GREEN	MODE
A	6	B - VIEW SELECT	4	BLACK	GND
A	7	C - IRDA	1	RED	POWER
A	8	C - IRDA	2	WHITE	VOUT
A	9	C - IRDA	3	BLACK	GND
A	10	N/A	-	-	-
A	11	N/A	-	-	-
A	12	N/A	-	-	-

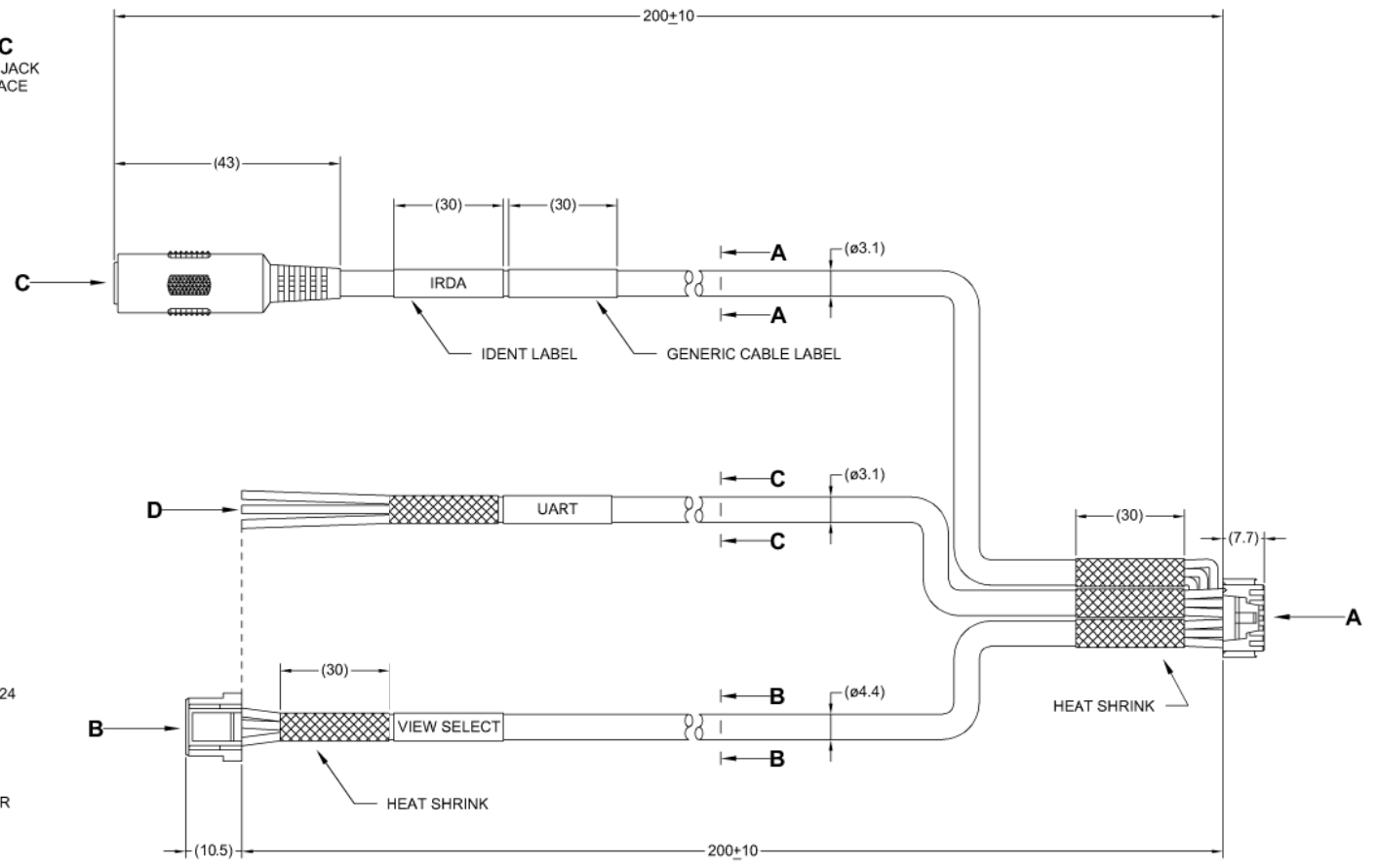
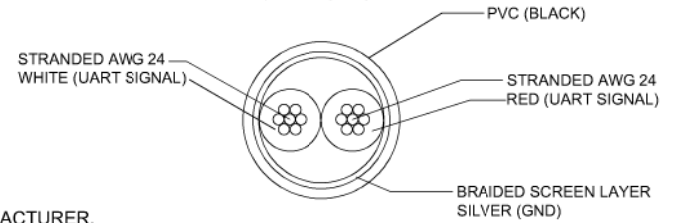
VIEW A-A
CABLE BUILDUP



VIEW B-B
CABLE BUILDUP




VIEW C-C
CABLE BUILDUP



- NOTES:**
1. FOR PRODUCT LABEL AND PACKAGING DETAIL REFER TO MASTER BOM.
 2. HEAT SHRINK LABELING IS FREE TO MOVE ON CABLE AND CONTROLLED BY MANUFACTURER.
 3. ANY CUSTOMER MODIFICATIONS OF THIS PRODUCT CAUSING SUBSEQUENT FAILURE IS NOT A LIABILITY OF BRIGADE ELECTRONICS PLC.
 4. LABEL TEXT ORIENTATION IS CONTROLLED BY THE MANUFACTURER HOWEVER ALL TEXT MUST BE IN THE SAME DIRECTION.

PROPRIETARY NOTICE
THIS DESIGN AND TECHNICAL INFORMATION APPEARING ON THIS DRAWING IS THE PROPERTY OF BRIGADE ELECTRONICS, AND IS DISCLOSED IN CONFIDENCE. IT IS NOT TO BE COPIED, REPRODUCED, REVEALED TO OR EXPROPRIATED BY OTHERS, EITHER IN WHOLE OR IN PART WITHOUT THE EXPRESS WRITTEN CONSENT OF BRIGADE ELECTRONICS.

BRIGADE®

Assembly PI Approval S.KANG (17/07/2019)		Approved by L.PILLAY		Checked by S.LAVER		Drawn by J.STEWART	
Angle of Projection 		Units mm	Scale N/A	Released 19/07/19		Assembly Ref -	
Third-Angle		Status RELEASED		BN360-INT-01			
		Part No 5793		BE-004045-00-19			